

Y4 Home Learning

Friday 8th May 2020

Task 1 English – Read:

The more Hrothgar heard, that kind and generous king, that great father-protector and shepherd of all the Danes, the more he hoped, then believed that Beowulf could better the beast that night.

Hrothgar and Beowulf, great heroes both, saluted one another in love; and, in parting, Hrothgar spoke his last words.

“I know hand over Heorot to you, brave Beowulf, to have and to hold throughout the night. Guard it well. I know that in the fight to come you will stretch every sinew, summon up all your strength and all the courage you possess. In return, should you survive and the beast be destroyed, I promise everyone here that I will show your more generosity than a king has ever shown any man before.”

Imagine you are one of Beowulf's soldiers in the Great Hall Heorot, write a diary entry to someone you have left at home, remember to use first person, mainly past tense, ensure the reader knows how you are feeling through your word choice. You could include questions, hopes, memories...

Task 2 – Handwriting

A Copy the words below.

help helpful helpfully

pain painful painfully

dread dreadful dreadfully

play playful playfully

B Choose a word from the list above to complete the sentences.

- 1 Daniel _____ put the clothes in the washing machine.
- 2 The children wanted to _____ in the park.
- 3 A splinter can be very _____.

Task 3 – Reading

Either read your book, select an e-book from Oxford Owl or Bug Club and read for at least 20 minutes.

Task 4 - Art and Design

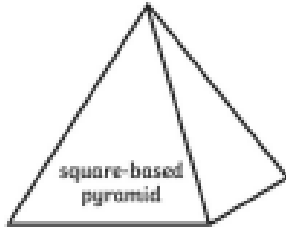
Activity

Using all the information you have learnt about what an Anglo-Saxon village was like can you now design and draw your own village?

- You should try to include as many features as you can to make sure your village is busy and thriving!
- You will also need to write labels to annotate all the features of your village and show you understand what it was like to live there.



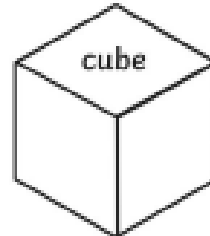
Maths



edges _____

faces/surfaces _____

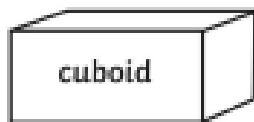
vertices _____



edges _____

faces/surfaces _____

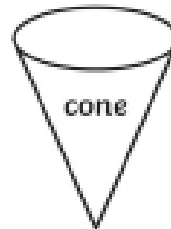
vertices _____



edges _____

faces/surfaces _____

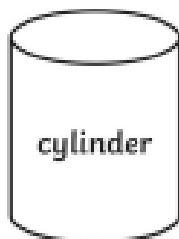
vertices _____



edges _____

faces/surfaces _____

vertices _____



edges _____

faces/surfaces _____

vertices _____



edges _____

faces/surfaces _____

vertices _____

Challenge

Investigate the names of shapes that have 6 faces, 7 faces and 8 faces and describe their properties.



STIMPSON
- AVENUE -
ACADEMY

